

TURTLE WATCH

School Accreditation Application

Tick at least three of the following activities your school has completed during the last year:

Tick	Turtle Watch Activities	Date Completed	Evidence Attached
e.g. ✓	Participate in a wetlands/bushland planting activity.	23/6/14	Link to school website news
e.g. ✓	Collect litter from a waterway environment.	16/11/14	Photo of students collecting
	Participate in a wetlands/bushland planting activity.		
	Collect litter from a waterway environment.		
	Evidence of monitoring oblong turtle nesting site.		
✓	Conduct at least one Turtle Watch lesson addressing e.g. external features, habitat, life cycle, threats.	18/3/16	Photos of students doing activity.
✓	Conduct at least one Turtle Watch lesson addressing links with Noongar culture and knowledge.	23/3/16	Photos of students work.
	Conduct a Turtle Watch theme event at an assembly to launch the nesting season.		
	One class commit to being the Turtle Watch program leader and do at least two feature articles in the school's newsletter or over the PA during the active season.		
	Design a Turtle Watch poster for display somewhere around the school or beyond.		
	Have a Turtle Watch display in the main foyer of the school/local shopping or eco centre for the wider community for one week during Term 1 or Term 4.		
	Create, label and display oblong turtle artworks.		
	Create, label and display oblong turtle diorama with model turtles and habitat depicted.		
	Students present a workshop for a different audience to teach others about oblong turtles.		
	Participate in a fund raising activity for Turtle Watch.		
✓	Other – prior approval from the Turtle Watch Committee required.	23/3/16	Turtle watch excursion.

Name and Address of School: Fremantle Christian College, 110 Rockingham Rd. Hamilton Hill.

Name and Email of Contact Person: Gracia Soh, gsoh@fremantlecc.wa.edu.au.

Please email the completed form and evidence to: info@aaeewa.org.au and mark to the attention of: Turtle Watch Committee Convenor.


Thank you for your participation in this vital conservation initiative.

PHOTO USAGE PERMISSION FORM

Event: Turtle Watch Excursion.

Date: 23/3/16.

Photographer: _____



Digital material taken by the City of Cockburn or any of its authorised agents, may be used by the City for any purpose. This includes, but is not limited to: internal and external purposes, in newspapers, posters, printed newsletters, billboards and online media. If you do not wish to be featured in digital material, you should advise the photographer/videographer.


STAFF ONLY By signing this form you consent to the use of this digital material being used for the purposes detailed above. By signing this form you are giving permission for future images/videos to be used indefinitely. If you do not wish your image to be used publicly, do not have your image taken.

IDENTIFYING DESCRIPTION	SUBJECT'S NAME	CONTACT NO. AND PARENT/GUARDIAN NAME	SIGNATURE

Fremantle Christian College
P.O. Box 72
Hamilton Hill 6963

Comments: _____

2016
2015 Turtle Watch Excursion Teacher Evaluation Form



1. How would you rate activities on the day?

Activity 1: Wetlands Centre: Turtle Watch Program Introduction

1 2 3 4 5
Poor Excellent

Any comments? _____

Activity 2: Wetlands Centre: Clay Turtles – Turtle Anatomy

1 2 3 4 5
Poor Excellent

Any comments? Children absolutely loved it! Staff were really engaging with the students. Asked appropriate-levelled questions.

Activity 3: Wetlands Centre: Turtle Nesting Activity

1 2 3 4 5
Poor Excellent

Any comments? What a fun activity for them to act it out.

Activity 4: Native ARC: Turtle Threats & Rehabilitation

1 2 3 4 5
Poor Excellent

Any comments? Great information, speaker for Yr 5/6 was very engaging, giving out stickers to students who answered well.

Activity 5: Native ARC: Turtle Enclosures visit & Hatchlings Story ?

1 2 3 4 5
Poor Excellent

Any comments? Did not see any turtles, students were very disappointed.

P.T.O.

2. Did we meet your expectations for the day?

A big part of it was hoping to see real live turtles. However, the activities were outstanding & the information presented were great & at the appropriate level.

3. How could we improve the excursion for you and your students?

Allow students to see or even touch real turtles. That would have really made the excursion. The other teacher mentioned that the speaker for Native Arc was different to the one Yr 5/6 had. Keeping consistent speakers would help. Also, sending Yr 3/4 to the hands-on activity rather than the speaking presentation would have helped in engaging them better.

4. Following your visit, will your school aim to obtain Turtle Watch school accreditation?

Yes, we are sending proof of some lessons we have done.


5. Would you like to have received any pre-event material on activities? If so, what type?

No. What you've covered was great as we did our own pre-event activity / lesson.

6. Any additional comments (advertising, organisation, venue)

What a great excursion it was. The students loved every bit of it. It would have been better seeing a live turtles though. Maybe also consider more toilets/café like facilities to accommodate larger groups.






Who: Year 3/4 class

What: Turtle watch Excursion

Where: Native Arc beehar wetlands

When: 23/3/16

Why: To learn to keep them.



First, we went to a hall to learn about turtles by watching a video about how turtles live and survive.

Next, we had recess, out the back, with the wildlife.

Then, we went on a walk to Native Arc to see turtles. But it was hard to see them.

Last, we went back into the hall to learn even more about turtles.

Here is what I learnt:

First, I learned that algae takes air out of the water which stops animals being able to breathe underwater.

I also learned that turtles can't pop out of their shells, because their shell is connected to their spine.

Lastly, I learned that vents aren't just air-conditioner gaps, there also where turtles eggs come from.

Story of the longnecked turtle and the echidna

What is this story about?

① It is about an echidna and a long necked turtle and how the echidna got his spricks and the long necked turtle got his shell

② What is your favorite part?
I loved the part when they were friends because that was nice and happy

